



## *2024 Budget*

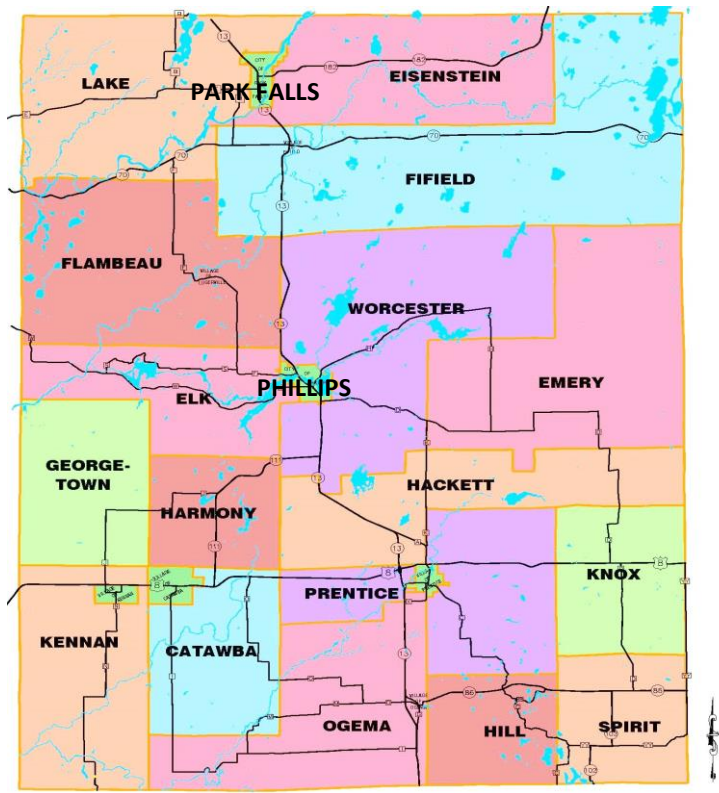
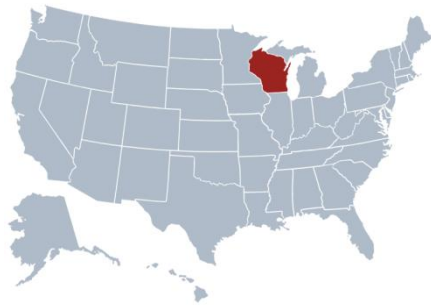
*Prepared By:  
Carrie Kyle, Accountant I  
and  
Nick Trimner, County  
Administrator*

### *Board of Supervisors:*

*Alan Barkstrom – Chairperson  
Jeff Hallstrand – Vice Chair*

<i>Larry Palecek</i>	<i>Ginny Strobl</i>
<i>Mark Kyle</i>	<i>Jason Hastings</i>
<i>Paula Houdek</i>	<i>Jordan Spacek</i>
<i>Robert Kopisch</i>	<i>Patricia Stephens</i>
<i>Doug Erickson</i>	<i>Brian Ernst</i>
	<i>Dennis Wartgow</i>

*Budget Hearing: 11/14/2023*



COUNTY POPULATION	
2020 Census	14,054
2010 Census	14,159
<i>Source: U.S. Census Bureau</i>	

EQUALIZED PROPERTY VALUES	
2023 Including TID	\$2,087,082,200
2010 Including TID	\$1,445,386,150
<i>Source: Wisconsin Department of Revenue</i>	
MEDIAN HOME VALUES	
2023	\$204,500
2010	\$105,000
<i>Source: Wisconsin Realtors Association</i>	
COUNTY LEVY	
2023	\$11,761,701
2010	\$7,761,230

TOP TEN TAXED PROPERTY OWNERS 2022			
	Value	Net Tax	Municipality
Park Manor	5,580,500	165,461	Park Falls
Marquip Properties	4,970,800	131,290	Phillips
Phillips Plastic	4,817,400	127,235	Phillips
Northwoods Group (Mill)	3,006,500	106,278	Park Falls
Weather Shield	3,536,400	104,903	Park Falls
Forward Bank	3,154,300	93,056	Park Falls & Phillips
Kwik Trip	2,891,200	81,396	Park Falls & Phillips
Phillips Lionite	2,147,500	71,982	Phillips
Flambeau Hospital	2,297,100	66,175	Park Falls & Phillips
Four Seasons Com Dev	2,515,900	66,027	Phillips

## County Tax Levy

Home Value	2023 County Tax	2022 County Tax	Change Amount	Change Percent
<b>\$200,000</b>	<b>\$1,128</b>	<b>\$1,288</b>	<b>&lt;\$160&gt;</b>	<b>&lt;12.49%&gt;</b>

# 2024 BUDGET RECONCILIATION

**Executive Summary**

The following is a reconciliation of the 2024 budget. This report begins with the 2023 budgeted levy and ends with the recommended 2024 budgeted levy. The positive numbers indicate an increase in the levy. The (negative) numbers represent a decrease in the levy. When calculating the 2024 maximum operational levy, the library services, bridge and culvert aid, and debt service levy are removed. They are added back into the levy when calculating the total 2024 levy. The library services, bridge and culvert aid, and debt service levy are not subject to the State's zero levy increase.

<b>2023 Levy</b>	\$	11,340,117
Library Services	\$	(284,207)
Bridge and Culvert Aid	\$	(46,747)
Debt Service	\$	(3,341,542)
2023 Personal Property Aid	\$	19,974
<b>2023 Operation Levy Limit</b>	<b>\$</b>	<b>7,687,595</b>

**Operational Levy Increase - New Construction - Executive Committee approval**

2024 Personal Property Aid Tax Increment District Growth/Subtraction Adjustment	\$	(19,974)
Utility Aid Closed Production Plant (phased down) Payment 2022-2023	\$	6,520
TID adjustment .002%	\$	154
New Construction Levy Increase (See Appendix A) (.93%) (Executive Committee to approved)	\$	71,725
<b>Subtotal of Levy Increases</b>	<b>\$</b>	<b>58,425</b>

<b>2023 Maximum Operational Levy</b>	<b>\$</b>	<b>7,746,020</b>
--------------------------------------	-----------	------------------

**2024 Budget Assumptions**

Wage Schedule Study & Implementation (set aside)	\$	300,000
New Positions:		
County Clerk (deputy hire in June)	\$	42,000
Circuit Court (deputy change .5 to full)	\$	36,000
Sheriff Dept (add investigator/deputy)	\$	90,000
Sheriff Dept (admin assistant change .5 to full)	\$	36,000
Surveyor (fulltime)	\$	45,000
Forestry (parks and forestry technician change .7 to full)	\$	17,000
Airport project startup costs	\$	30,000
Health Insurance 0% Increase	\$	-
<b>Subtotal of Budget Assumptions</b>	<b>\$</b>	<b>596,000</b>

**Adjustments Recommended by Office of Administration (Revenues and Expenses)**

Across All Departments	\$	170,725
Shared Revenue Increase (See Appendix B)	\$	(445,000)
Sales Tax - Revenue Increase	\$	(100,000)
Fund Transfer	\$	(80,000)
<b>Across The Board Wage Increases</b>		
Wage Study (see above in assumptions)	\$	-

<b>Contingency Fund</b>	\$	6,674
<b>Subtotal of Board Reviewed and Recommended Changes</b>	<b>\$</b>	<b>(444,789)</b>

Budgeted Operational Levy	\$	7,746,020
2023 Maximum Operational Levy	\$	7,746,020
<b>2023 Operational Levy Variance - Over/(Under)</b>	<b>\$</b>	<b>-</b>

# 2024 BUDGET RECONCILIATION

**Debt Service Levy (See Appendix D)**

2023 Debt Service	\$	3,341,542
<b>Retirement:</b>		
Retirement of Debt Payments (Loan 40146896) 2021 Highway	\$	(101,662)
Retirement of Debt Payments (Loan 40181340) Highway Construction \$400,000	\$	(403,200)
Retirement of Debt Payments (Loan 40181327) Multi Project \$287,500	\$	(289,383)
Retirement of Debt Payments Highway 2022 Construction Projects	\$	(1,713,600)
Retirement of Debt Payments Multi Project 2 Year Loan (2022)	\$	(385,009)
Reduction of Interest Payment on Prior Loans	\$	(5,047)
<b>Approved:</b>		
Debt Service for Highway Construction (Approved Resolution 40-22)	\$	2,020,000
Debt Service Increase for Highway Construction (reoccurring debt)	\$	116,500
Debt Service for Multi Projects - (See Appendix E )	\$	734,000
New - Debt Service for Highway Construction		
<b>Total Debt Service Levy</b>	<b>\$</b>	<b>3,719,641</b>

**Library Services Levy**

Library Services (See Appendix F)	\$	257,700
<b>Total Library Services Levy</b>	<b>\$</b>	<b>257,700</b>

**Bridge and Culvert Aid Levy**

Bridge and Culvert Aid - Fifielid	\$	38,340
<b>Total Bridge and Culvert Aid</b>	<b>\$</b>	<b>38,340</b>

<b>2023 Total Levy</b>	<b>\$</b>	<b>11,761,701</b>
------------------------	-----------	-------------------

2022 Approved Levy	\$	11,340,117
2023 Recommended Levy	\$	11,761,701
<b>Change In Total Levy Year-Over-Year</b>	<b>\$</b>	<b>421,584</b>

Operational Levy Increase		0.63%
Library Levy Decrease		-0.23%
Bridge and Culvert Aid Levy Decrease		-0.07%
Debt Levy Increase		3.33%
<b>% Change of Total Levy Increase</b>		<b>3.72%</b>

**Equalized Value Impacts**

2022 Equalized Value Used for County Tax Purposes	\$	1,760,608,000
2023 Equalized Value for County Tax Purposes ( See Appendix G)	\$	2,087,082,200
<b>Change in Equalized Value Year-to-Year</b>	<b>\$</b>	<b>326,474,200</b>

Percent Change in Equalized Value		18.54%
-----------------------------------	--	--------

**Mill Rate Impacts**

2023 Mill Rate (Used for 2022 Taxes)	\$	6.44
<b>2024 Mill Rate (Used for 2023 Taxes)</b>	<b>\$</b>	<b>5.64</b>
<b>Total Change in Mill Rate</b>	<b>\$</b>	<b>(0.80)</b>

Percent Increase in Mill Rate/Levy		-12.49%
------------------------------------	--	---------

# Price County Levy Worksheet 2024 Budget

SECOND DRAFT - Thursday, October 12, 2023

REFERENCE NAMES	REVENUES	EXPENDITURES	2023 TAX LEVY	ADOPTED 2022 TAX LEVY	INCREASE (DECREASE)
Buildings and Grounds	\$ 47,000	\$ 663,305	\$ 616,305	\$ 585,748	\$ 30,557
Child Support	\$ 257,000	\$ 279,617	\$ 22,617	\$ 22,770	\$ (153)
Clerk of Circuit Court	\$ 227,950	\$ 563,350	\$ 335,400	\$ 274,863	\$ 60,537
Contingency Fund		\$ 306,674	\$ 306,674	-	\$ 306,674
Coroner	\$ 12,000	\$ 67,950	\$ 55,950	\$ 55,240	\$ 710
County Board	\$ -	\$ 55,287	\$ 55,287	\$ 53,687	\$ 1,600
County Clerk	\$ 7,200	\$ 149,020	\$ 141,820	\$ 99,517	\$ 42,303
County Treasurer	\$ 7,000	\$ 167,815	\$ 160,815	\$ 79,065	\$ 81,750
Dams	\$ -	\$ 99,310	\$ 99,310	\$ 97,682	\$ 1,628
District Attorney's Office	\$ 29,700	\$ 261,735	\$ 232,035	\$ 212,293	\$ 19,742
Elections	\$ 14,000	\$ 46,600	\$ 32,600	\$ 21,600	\$ 11,000
Emergency Management	\$ 37,000	\$ 102,555	\$ 65,555	\$ 59,628	\$ 5,927
Executive/Finance	\$ -	\$ 155,482	\$ 155,482	\$ 159,988	\$ (4,506)
Family Court	\$ 1,300	\$ 23,238	\$ 21,938	\$ 19,847	\$ 2,091
Forestry (County)	\$ 1,522,801	\$ 614,316	\$ (908,485)	\$ (871,312)	\$ (37,173)
General Revenues	\$ 2,969,950	\$ -	\$ (2,969,950)	\$ (2,354,033)	\$ (615,917)
Information Technology	\$ -	\$ 427,020	\$ 427,020	\$ 397,947	\$ 29,073
Corrections & Communications (Jail)	\$ 51,600	\$ 1,428,879	\$ 1,377,279	\$ 1,269,067	\$ 108,212
Jail Assessment	\$ 13,500	\$ 13,500	\$ -	\$ -	\$ -
Land Conservation	\$ 461,500	\$ 564,550	\$ 103,050	\$ 103,995	\$ (945)
Land Information	\$ 135,500	\$ 135,500	\$ -	\$ -	\$ -
Legal Services (Corp. Counsel)	\$ -	\$ 124,470	\$ 124,470	\$ 122,867	\$ 1,603
Local Emergency Planning	\$ 16,000	\$ 14,885	\$ (1,115)	\$ (3,115)	\$ 2,000
Office of Administration	\$ -	\$ 547,222	\$ 547,222	\$ 620,742	\$ (73,520)
Operational Capital	\$ -	\$ 105,000	\$ 105,000	\$ 105,000	\$ -
Register of Deeds	\$ 125,000	\$ 188,888	\$ 63,888	\$ 35,405	\$ 28,483
Sheriff	\$ 109,550	\$ 2,438,798	\$ 2,329,248	\$ 2,176,793	\$ 152,455
Surveyor	\$ 40,000	\$ 95,211	\$ 55,211	\$ 10,885	\$ 44,326
Tax Lister	\$ 1,800	\$ 84,920	\$ 83,120	\$ 80,552	\$ 2,568
Traffic Safety	\$ -	\$ 335	\$ 335	\$ 335	\$ -
UW-Extension	\$ 2,600	\$ 57,094	\$ 54,494	\$ 53,608	\$ 886
Zoning	\$ 95,000	\$ 170,515	\$ 75,515	\$ 88,332	\$ (12,817)
<b>GENERAL FUND TOTAL</b>	<b>\$ 6,184,951</b>	<b>\$ 9,953,041</b>	<b>\$ 3,768,090</b>	<b>\$ 3,578,996</b>	<b>\$ 189,094</b>

OTHER FUNDS					
Airport	\$ 125,400	\$ 299,945	\$ 174,545	\$ 140,817	\$ 33,728
DOG - Animal Control	\$ 30,000	\$ 130,430	\$ 100,430	\$ 90,423	\$ 10,007
Health Insurance	\$ 2,936,052	\$ 2,936,052	\$ -	\$ -	\$ -
Highway	\$ 5,838,934	\$ 7,116,589	\$ 1,277,655	\$ 1,202,654	\$ 75,001
Forestry (State)	\$ 52,950	\$ 57,805	\$ 4,855	\$ 2,884	\$ 1,971
Veterans Services	\$ 9,750	\$ 112,565	\$ 102,815	\$ 103,515	\$ (700)
<b>OTHER FUND TOTAL</b>	<b>\$ 8,993,086</b>	<b>\$ 10,653,386</b>	<b>\$ 1,660,300</b>	<b>\$ 1,540,293</b>	<b>\$ 120,007</b>

HEALTH AND HUMAN SERVICES					
Division 51 - General Public Health	\$ 213,119	\$ 638,732	\$ 425,613	\$ 437,140	\$ (11,527)
Division 52 - Women, Infants & Children	\$ 114,700	\$ 149,302	\$ 34,602	\$ 40,424	\$ (5,822)
Division 53 - Family Planning	\$ 1,295,000	\$ 1,225,543	\$ (69,457)	\$ (112,617)	\$ 43,160
Division 54 - Safe and Stable Family	\$ 33,310	\$ 33,310	\$ -	\$ -	\$ -
Division 56 - Children and Youth	\$ 739,471	\$ 2,015,278	\$ 1,275,807	\$ 1,506,605	\$ (230,798)
Division 58 - Economic Support	\$ 339,250	\$ 460,353	\$ 121,103	\$ 137,070	\$ (15,967)
Division 60 - Disability & Protective Services	\$ 627,315	\$ 685,099	\$ 57,784	\$ 104,929	\$ (47,145)
Division 61 - Behavioral Health	\$ 946,088	\$ 1,228,081	\$ 281,993	\$ 265,214	\$ 16,779
Division 62 - Opioid Settlement			\$ -	\$ (20,000)	\$ 20,000
Division 66 - Aging Administration	\$ 33,500	\$ 124,235	\$ 90,735	\$ 82,835	\$ 7,900
Division 67 - Nutrition Congregate	\$ 102,280	\$ 174,620	\$ 72,340	\$ 98,581	\$ (26,241)
Division 68 - Nutrition Home Delivered	\$ 132,920	\$ 136,785	\$ 3,865	\$ (23,481)	\$ 27,346
Division 70 - Transportation	\$ 127,400	\$ 132,760	\$ 5,360	\$ 16,021	\$ (10,661)
Division 72 - Benefit Specialist	\$ 65,000	\$ 82,885	\$ 17,885	\$ 15,611	\$ 2,274
Division 73 - Wellness	\$ 2,325	\$ 2,325	\$ -	\$ -	\$ -
Division 74 - Caregiver	\$ 8,158	\$ 8,158	\$ -	\$ -	\$ -
<b>HEALTH AND HUMAN SERVICES TOTAL</b>	<b>\$ 4,779,836</b>	<b>\$ 7,097,466</b>	<b>\$ 2,317,630.00</b>	<b>\$ 2,548,332</b>	<b>\$ (230,702)</b>

<b>SUB TOTAL - Base Levy</b>	<b>\$ 19,957,873</b>	<b>\$ 27,703,893</b>	<b>\$ 7,746,020</b>	<b>\$ 7,667,621</b>	<b>\$ 78,399</b>
------------------------------	----------------------	----------------------	---------------------	---------------------	------------------

ADDITION TO LEVY - (Bridge, Debt, Library)					
Bridge & Culvert Aid	\$ -	\$ 38,340	\$ 38,340	\$ 46,747	\$ (8,407)
Debt Service - Bank Loan Payments	\$ -	\$ 3,719,641	\$ 3,719,641	\$ 3,341,542	\$ 378,099
Library Reimbursement	\$ -	\$ 257,700	\$ 257,700	\$ 284,207	\$ (26,507)
<b>SUB TOTAL - ADDITION TO LEVY</b>	<b>\$ -</b>	<b>\$ 4,015,681</b>	<b>\$ 4,015,681</b>	<b>\$ 3,672,496</b>	<b>\$ 343,185</b>

<b>TOTAL COUNTY LEVY</b>	<b>\$ 19,957,873</b>	<b>\$ 31,719,574</b>	<b>\$ 11,761,701</b>	<b>\$ 11,340,117</b>	<b>\$ 421,584</b>
--------------------------	----------------------	----------------------	----------------------	----------------------	-------------------

Not Mandated 
Mixed Levels 
Mandated

## NET NEW CONSTRUCTION 2023

COMUN CODE	MUNICIPALITY	2022 EQUALIZED VALUE	2023 NET NEW CONSTRUCTION	PERCENT
50002	TOWN OF CATAWBA	29,597,000	146,100	0.49%
50004	TOWN OF EISENSTEIN	86,793,100	764,100	0.88%
50006	TOWN OF ELK	205,798,000	2,544,300	1.24%
50008	TOWN OF EMERY	41,984,800	292,300	0.70%
50010	TOWN OF FIFIELD	214,365,500	1,214,300	0.57%
50012	TOWN OF FLAMBEAU	90,592,200	781,100	0.86%
50014	TOWN OF GEORGETOWN	19,844,000	362,400	1.83%
50016	TOWN OF HACKETT	31,771,200	240,100	0.76%
50018	TOWN OF HARMONY	28,315,600	191,800	0.68%
50020	TOWN OF HILL	46,073,700	1,059,600	2.30%
50022	TOWN OF KENNAN	34,355,500	247,700	0.72%
50024	TOWN OF KNOX	39,852,800	237,100	0.59%
50026	TOWN OF LAKE	187,924,700	1,200,000	0.64%
50028	TOWN OF OGEMA	75,594,000	990,100	1.31%
50030	TOWN OF PRENTICE	59,395,300	1,096,700	1.85%
50032	TOWN OF SPIRIT	56,577,200	922,000	1.63%
50034	TOWN OF WORCESTER	234,942,200	2,348,200	1.00%
50111	VILLAGE OF CATAWBA	7,405,800	92,600	1.25%
50141	VILLAGE OF KENNAN	7,881,500	224,900	2.85%
50171	VILLAGE OF PRENTICE	34,900,100	135,700	0.39%
50271	CITY OF PARK FALLS	144,009,000	1,211,500	0.84%
50272	CITY OF PHILLIPS	113,193,800	412,700	0.36%
<b>50999</b>	<b>COUNTY OF PRICE</b>	<b>1,791,167,000</b>	<b>16,715,300</b>	<b>0.93%</b>

## Calculation of Net New Construction Amount

2023 Operation Levy Limit                   \$7,687,821

Multiply by % for Price County           x .0093297

Equals Net New Construction Amount   \$71,725

# SHARED REVENUE

<u>County</u>	<u>Existing County and Municipal Aid</u>	<u>Supplemental County and Municipal Aid</u>	<u>Total Aid</u>	<u>Aid Increase</u>
Manitowoc	\$2,558,506	\$1,165,300	\$3,723,806	45.5%
Marathon	3,877,621	1,353,437	5,231,058	34.9
Marinette	992,523	699,754	1,692,277	70.5
Marquette	62,231	287,380	349,611	461.8
Menominee	434,844	517,249	952,093	119.0
Milwaukee	47,022,794	7,599,310	54,622,103	16.2
Monroe	2,125,145	948,937	3,074,082	44.7
Oconto	481,791	481,856	963,648	100.0
Oneida	43,558	450,579	494,137	1,034.4
Outagamie	1,517,985	1,449,562	2,967,547	95.5
Ozaukee	140,503	739,731	880,234	526.5
Pepin	465,492	537,949	1,003,440	115.6
Pierce	918,245	653,897	1,572,141	71.2
Polk	423,081	566,502	989,583	133.9
Portage	1,739,520	868,750	2,608,270	49.9
Price	468,676	448,172	916,848	95.6
Racine	2,349,434	1,516,584	3,866,018	64.6
Richland	1,172,389	803,049	1,975,439	68.5
Rock	3,622,666	1,418,192	5,040,859	39.1
Rusk	980,624	738,265	1,718,889	75.3
St. Croix	372,120	755,082	1,127,202	202.9
Sauk	474,842	843,083	1,317,925	177.6
Sawyer	25,376	289,376	314,752	1,140.4
Shawano	1,094,163	682,523	1,776,687	62.4
Sheboygan	1,867,867	1,062,273	2,930,140	56.9
Taylor	1,041,929	706,342	1,748,271	67.8
Trempealeau	1,612,686	929,448	2,542,135	57.6
Vernon	709,686	549,259	1,258,945	77.4
Vilas	21,072	341,451	362,523	1,620.4
Walworth	100,182	1,228,584	1,328,766	1,226.4
Washburn	109,244	313,623	422,867	287.1
Washington	361,347	1,168,586	1,529,933	323.4
Waukesha	636,451	3,246,103	3,882,553	510.0
Waupaca	1,265,823	801,998	2,067,821	63.4
Waushara	55,115	369,007	424,123	669.5
Winnebago	2,180,941	1,783,397	3,964,338	81.8
Wood	2,853,821	1,118,777	3,972,597	39.2
Total	\$122,646,496	\$68,000,026	\$190,646,522	55.4%

**2024 NON-PROFIT & COMMUNITY PARTNERS**

Friends of Fred Smith	\$	5,000
Price County Historical Society	\$	1,000
Northwest ITBEC	\$	3,000
Northwest Regional Planning Commission	\$	13,812
Price County Fair Association	\$	20,000
County Tourism (Phillips Area Chamber of Commerce)	\$	30,000
<b>Total Payments</b>	<b>\$</b>	<b>72,812</b>

Levy Exemptions Used

Appendix D

10/10/2023

Debt Service

	Original Loan	Origination Date	2020	2021	2022	2023	2024	2025	2026	Total P + I
Sheriff - Safety Building Remodel	\$ 3,500,000	Nov-18	\$ 235,000	\$ 235,000	\$ 235,000	\$ 235,000	\$ 235,000	\$ 235,000	\$ 235,000	\$ 3,514,500
Highway - Construction Loan - \$300,000 - Replace 2017	\$ 300,000	Jan-20	\$ 104,000	\$ 103,220	\$ 102,440					\$ 309,660
Highway Levy Debt Offset - \$400,000 - Replace 2019	\$ 400,000	Dec-19	\$ 402,000							\$ 402,000
Squad Car Loan - Multi Project Loan 2019	\$ 80,000	Dec-19	\$ 503,000							\$ 503,000
Voting Machines	\$ 146,338	Dec-19	\$ 150,000							\$ 150,000
Multi Project Loan 2020	\$ 650,000	Dec-20		\$ 653,700						\$ 653,700
Highway - Construction Loan - \$300,000 - Replace 2018	\$ 300,000	Dec-20		\$ 104,025	\$ 104,025	\$ 101,662				\$ 309,712
Highway -2020 Construction Loan (Pay 2021) - \$1,000,000	\$ 1,000,000	Jun-20		\$ 1,007,900						\$ 1,007,900
Highway Levy Debt Offset - \$400,000 - Replace 2020	\$ 400,000	Dec-20		\$ 402,250						\$ 402,250
Highway 2021 Construction Projects	\$ 1,500,000	Dec-21			\$ 1,506,250					\$ 1,506,250
Highway Levy Debt Offset - \$400,000 - Replace 2021	\$ 400,000	Dec-21			\$ 402,250					\$ 401,667
Highway Levy Debt Offset - \$300,000 - Replace 2019	\$ 300,000	Dec-21			\$ 104,938	\$ 103,042	\$ 101,525			\$ 309,505
Multi Project Loan 2022 (IT, Windows 2 year)	\$ 760,000	Dec-21			\$ 390,841	\$ 385,009				\$ 775,850
Multi Project Loan 2022 (boat landing, pavillion, squad cars, Big Falls power)	\$ 252,000	Dec-21			\$ 253,050					\$ 253,050
Highway Construction Projects - 2023 Loan (2022 Projects)	\$ 1,700,000	Jan-23				\$ 1,713,600				\$ 1,713,600
Highway Levy Debt Offset - \$300,000 - Replace 2020	\$ 300,000	Jan-23				\$ 110,646	\$ 107,116	\$ 103,549		\$ 321,311
Highway Levy Debt Offset - \$400,000 Replace 2022	\$ 400,000	Jan-23				\$ 403,200				\$ 403,200
Multi Project Loan 2023	\$ 287,500	Jan-23				\$ 289,383				\$ 289,383
<b>Current Sub-Total</b>			\$ 1,600,410	\$ 2,619,415	\$ 3,098,794	\$ 3,341,542	\$ 443,641	\$ 338,549	\$ 1,869,500	
Highway Construction Projects - 2024 Loan (2023 Projects) (Res 40-22)	\$ 2,000,000						\$ 2,021,435			\$ 2,021,435
Highway Levy Debt Offset - \$300,000 - Replace 2021	\$ 300,000						\$ 115,670	\$ 110,245	\$ 105,210	\$ 331,125
Highway Levy Debt Offset - \$400,000 - Replace 2023	\$ 400,000						\$ 404,940			\$ 404,940
Multi Project Loan 2023	\$ 390,000						\$ 394,820			\$ 394,820
Multi Project Loan 2023 Highway Portion	\$ 335,000						\$ 339,135			\$ 303,000
<b>New Loan Sub-Total</b>			\$ -	\$ -	\$ -	\$ -	\$ 3,276,000	\$ 110,245	\$ 105,210	
<b>Total Outstanding Debt</b>			\$ 1,600,410	\$ 2,619,415	\$ 3,098,794	\$ 3,341,542	\$ 3,719,641	\$ 448,794	\$ 1,974,710	
<b>Retired Debt Capacity from Prior Year</b>			\$ 187,713	\$ 1,019,005	\$ 479,379	\$ 242,748	\$ 378,099			
Highway Construction Projects - 2025 Loan (2024 Projects)	\$ 2,000,000						\$ 2,010,000			\$ 2,010,000
Highway Levy Debt Offset - \$300,000 - Replace 2022	\$ 300,000						\$ 112,000	\$ 104,000	\$ 104,000	\$ 312,000
Highway Levy Debt Offset - \$400,000 - Replace 2024	\$ 400,000						\$ 404,000			\$ 402,000
Multi Project Loan 2025	\$ 650,000						\$ 656,690			\$ 656,690
Highway Construction Projects - 2026 Loan (2025 Projects)	\$ 2,000,000							\$ 2,010,000		\$ 2,010,000
Highway Levy Debt Offset - \$300,000 - Replace 2023	\$ 300,000							\$ 104,000	\$ 104,000	\$ 312,000
Highway Levy Debt Offset - \$400,000 - Replace 2025	\$ 400,000							\$ 402,000		\$ 402,000
Multi Project Loan 2026	\$ 650,000							\$ 656,690		\$ 656,690
<b>Forecasted Obligations</b>			\$ -	\$ -	\$ -	\$ -	\$ 3,182,690	\$ 3,276,690	\$ 208,000	
<b>Total Debt Levy With Obligations</b>			\$ 1,600,410	\$ 2,619,415	\$ 3,098,794	\$ 3,341,542	\$ 6,902,331	\$ 3,725,484	\$ 2,182,710	

# CAPITAL PROJECTS

# Appendix E

## Capital Improvement Fund

<u>Project</u>	<u>Department</u>	<u>2024</u>	<u>2025</u>	<u>Future</u>	<u>Notes</u>
Airport T-Hanger	Airport			131,000	BOA list
Parking Lot Normal Building	Building & Grounds			150,000	
Parking Lot Courthouse	Building & Grounds			150,000	
Normal Building Boiler	Building & Grounds	250,000			
Portable Mobile Radios	Sheriff	225,000			portable mobile radios - vehicles/deputies
Central Communication Tower	Sheriff	375,000			central tower - expand antenna capabilities

## Capital Improvement Projects - Levy \$105,000 Levy

<u>Project</u>	<u>Department</u>	<u>2024</u>	<u>2025</u>	<u>Future</u>	<u>Notes</u>
Drop Ceilings & Lights	Building & Grounds	10,000	15,000	15,000	
Flooring	Building & Grounds	10,000	15,000	15,000	
Electronic Sign	Building & Grounds		35,000		
Airport & Highway Router Upgrade	IT	33,000			
Vulnerability Assessment	IT	17,000			
Furniture Department Wide	Office of Admin	20,000	20,000		
MDC's (2)	Sheriff	15,000	20,000	20,000	
Boat - for Rec Officer	Sheriff			30,000	

## Capital Borrowing

<u>Project</u>	<u>Department</u>	<u>2024</u>	<u>2025</u>	<u>Future</u>	<u>Item Replacing/Upgrading</u>
SUV for Transportation	Senior Services		40,000		2016 Chevrolet Traverse 140,270 miles
Concrete Park Fence & Entrance Drive	Forestry		30,000		Concrete Park fence & entrance drive
1/4 Ton Pickup	Forestry			35,000	2017 Ford F150 49,576 miles
Timm's Hill Shelter	Forestry			35,000	Timm's Hill shelter roof & electrical
Big Falls Power	Forestry			85,000	Big Falls power -power to the park and the campsites
Pit Toilets	Forestry			100,000	Big Falls pit toilets - replace aging toilets
Larger Dump Tuck	Forestry	150,000			2003 Freightliner FL80 51,487 miles 2,860 hours
Tractor with Boom Mower	Highway		210,000		1990 Case tractor with boom mower
Snow Plow Truck	Highway	335,000	335,000	335,000	2003 Sterling 230,000 miles - above the equipment fund
Construction Borrowing	Highway	2,000,000	2,000,000	2,000,000	County Highway roads 5 year plan
Squad Cars (2)	Sheriff	130,000			Squad Cars (2) per year
Boat	Sheriff			30,000	2011 Alumacraft with Yamaha motor
Drone	Sheriff	45,000			2017 drone
Cameras Body & Squad	Sheriff			50,000	Body & squad cameras - end of life/service
Squad Cars (3rd)	Sheriff	65,000			Squad car 3rd - replacing 2013-2014 model year
Policy Manual	Sheriff			80,000	Jail/patrol policy manuals - update policy manuals
Body Scanner	Sheriff			185,000	Body scanner - jail intake to find hidden contraband
Backup Storage Upgrade	IT			175,000	Large capacity storage unit for all County backup
Server Storage	IT		225,000	225,000	Server/storage/network equipment 2026-2027

## CAPITAL PROJECTS ... continued

### Carbon Credit

<u>Project</u>	<u>Department</u>	<u>2024</u>	<u>2025</u>	<u>Future</u>	<u>Notes</u>
Woods Road Improvement	Forestry	30,000	15,000	15,000	\$15,000 each year
Pintle Hitch Trailer	Forestry	25,000			1992 Conrail Pintle Hitch Trailer
Tractor with loader	Forestry			75,000	2007 John Deere tractor 5525w/loader 2,834 hours
Bulldozer	Forestry	120,000			2001 John Deere 550H 5,017 hours
1 Ton Dump Truck	Forestry		85,000		2005 Chevy 4500 truck w/dump body 40,094 miles

### County Parks Money

<u>Project</u>	<u>Department</u>	<u>2024</u>	<u>2025</u>	<u>Future</u>	<u>Notes</u>
Fascia, Gutters, and Spouts on Shelters	Forestry				Tuscobia & Smith Lake shelters
Zero Turn Mower	Forestry	10,000			
Crack Seal Parking Lots of Parks	Forestry				need quote
Pine Line Trail - Blacktopping	Forestry				

## Capital Improvement Fund Reconciliation & Assumptions

### 2022

Airport Projects		(122,500.00)
Dam Projects (weimers)		(394,926.00)
Safety Building Interest		(59,004.36)
Roof Repairs		-
Land Sale - (Loss)	\$	24,835.00
Sales Tax/50% Net - Sales Tax	\$	366,096.00

### 2023

Airport Projects		
Parking Lots		
Normal Building Boiler		
Safety Building Interest		(53,878.18)
Land Sale - (Loss)	\$	27,135.00
Sales Tax/50% Net - Sales Tax	\$	277,253.00

### 2024

Normal Building Boiler		(250,000.00)
Parking lots Courthouse & Normal Building		(300,000.00)
Safety Building Interest		(48,894.37)
Land Sale - (Loss)		
Sales Tax/50% Net - Sales Tax	\$	280,000.00

### 2025

Central Communication Tower		(225,000.00)
Portable Mobile Radios		(375,000.00)
Safety Building Interest		(43,632.83)
Land Sale - (Loss)		
Sales Tax/50% Net - Sales Tax	\$	280,000.00

### 2026

Airport Projects (6 unit T hangar)		(131,000.00)
Dam Projects		
Safety Building Interest		(38,510.17)
Land Sale - (Loss)		
Sales Tax/50% Net - Sales Tax	\$	280,000.00

### 2027

Airport Projects		
Dam Projects		
Safety Building Interest		(33,387.48)
Land Sale - (Loss)		
Sales Tax/50% Net - Sales Tax	\$	300,000.00

### 2028

Airport Projects		
Dam Projects		
Safety Building Interest		(28,347.53)
Land Sale - (Loss)		
Sales Tax/50% Net - Sales Tax	\$	300,000.00

### Revenues Streams

Sales Tax  
Land Sale

### Expenses (Resolutions)

Dam Projects  
Airport Projects  
Probation Remodel  
Community Development Center Loan  
Highway Bond Payment  
Remodel Loan Interest

	<u>Revenue</u>	<u>Expenses</u>	<u>Profit/Loss</u>
<b>2011</b>	\$ 150,178	\$ (286,682)	\$ (136,504)
<b>2012</b>	\$ 150,596	\$ (130,477)	\$ 20,119
<b>2013</b>	\$ 282,347	\$ (310,114)	\$ (27,767)
<b>2014</b>	\$ 258,973	\$ (166,048)	\$ 92,925
<b>2015</b>	\$ 184,808	\$ (166,048)	\$ 18,760
<b>2016</b>	\$ 679,011	\$ (148,159)	\$ 530,852
<b>2017</b>	\$ 184,951	\$ (148,651)	\$ 36,300
<b>2018</b>	\$ 323,889	\$ (436,345)	\$ (112,456)
<b>2019</b>	\$ 218,226	\$ (300,364)	\$ (82,138)
<b>2020</b>	\$ 362,335	\$ (259,128)	\$ 103,207
<b>2021</b>	\$ 257,303	\$ (64,236)	\$ 193,067
<b>2022</b>	\$ 390,931	\$ (576,430)	\$ (185,499)
<b>2023</b>	\$ 304,388	\$ (53,878)	\$ 250,510
<b>2024</b>	\$ 280,000	\$ (598,894)	\$ (318,894)
<b>2025</b>	\$ 280,000	\$ (643,633)	\$ (363,633)
<b>2026</b>	\$ 280,000	\$ (169,510)	\$ 110,490
<b>2027</b>	\$ 300,000	\$ (33,387)	\$ 266,613
<b>2028</b>	\$ 300,000	\$ (28,348)	\$ 271,652
<b>2029</b>	\$ 300,000	\$ (23,142)	\$ 276,858
<b>2030</b>	\$ 300,000	\$ (14,005)	\$ 285,995
<b>Total</b>	<b>\$ 5,787,936</b>	<b>\$ (4,557,480)</b>	<b>\$ 1,230,456</b>

### Fund Balance

	<u>Beginning Balance</u>	<u>Profit/Loss</u>	<u>Ending Balance</u>
2010			\$ 431,161
2011	\$ 431,161	\$ (136,504)	\$ 294,657
2012	\$ 294,657	\$ 20,119	\$ 314,776
2013	\$ 314,776	\$ (27,767)	\$ 287,009
2014	\$ 287,009	\$ 92,925	\$ 379,934
2015	\$ 379,934	\$ 18,760	\$ 398,694
2016	\$ 398,694	\$ 530,852	\$ 929,546
2017	\$ 929,546	\$ 36,300	\$ 965,846
2018	\$ 965,846	\$ (112,456)	\$ 858,390
2019	\$ 858,390	\$ (82,138)	\$ 776,252
2020	\$ 776,252	\$ 103,207	\$ 879,459
2021	\$ 879,459	\$ 193,067	\$ 1,072,526
2022	\$ 1,072,526	\$ (185,499)	\$ 887,026
<b>2023</b>	<b>\$ 887,026</b>	<b>\$ 250,510</b>	<b>\$ 1,137,536</b>
2024	\$ 1,137,536	\$ (318,894)	\$ 818,642
2025	\$ 818,642	\$ (363,633)	\$ 455,009
2026	\$ 455,009	\$ 110,490	\$ 565,499
2027	\$ 565,499	\$ 266,613	\$ 832,111
2028	\$ 832,111	\$ 271,652	\$ 1,103,764
2029	\$ 1,103,764	\$ 276,858	\$ 1,380,622
2030	\$ 1,380,622	\$ 285,995	\$ 1,666,617

## Price County Highway Department

### Capital Improvement Plan Paving and Maintenance 2024

County Highway W	Pave with 3.5" of Hot Mix Asphalt from HWY 100 Rd to Forest Lane Local Road Improvement/ County Highway Improvement Project	Miles 14	\$2,940,000
County Highway I	Chip Seal	Miles 5	
County Highway O	Chip Seal	Miles 2	\$180,000
TBD	Crack Seal		\$140,000
County Highway D, C and RR	Prep for 2026 Paving		\$330,000
County Highway D	Pave with 3.5" of Hot Mix Asphalt from State Highway 8 to Windy Ave 3.25 miles and Chequamegon Drive South 1.2 Miles	Miles 4.45	1,100,000
<b>Total</b>			<b>\$4,690,000</b>
Budgeted			\$1,000,000
County Highway Improvement Funds - County Highway W			\$90,000
Requested Additional Funds through Borrowing			\$2,500,000
Requested Additional Funds through Borrowing			\$1,100,000
			<b>\$4,690,000</b>

### Capital Improvement Plan Paving and Maintenance 2025

County Highway RR	Pave with 3.5" of Hot Mix Asphalt All	Miles 2	\$500,000
County Highway C	Pave with 3.5" of Hot Mix Asphalt from 86 to YY	Miles 5.5	\$1,300,000
County Highway D	Pave with 3.5" of Hot Mix Asphalt from State Highway 86 to New Hot Mix Asphalt	Miles 4	\$1,000,000
County Highway M	Pave with 3.5" of HMA from CTH I to Hallberg Rd	Miles 6.7	\$1,500,000
County Highway O	Bridge Replacement Construction Surface Transportation Program Local Bridge Program 80/20		
County Highway F & W	Chip Seal (F - 4.1 miles W 1.73 Miles)	Miles 5.83	
County Highway C	Chip Seal		
Total County Highway F, W, & C			\$260,000
TBD	Crack Seal		\$100,000
TBD	Asphalt Rut Wedge		\$176,000
County Highway D & H	Prep for 2026 Paving		\$224,000
<b>Total</b>			<b>\$5,060,000</b>
Budgeted			\$1,000,000
County Highway Improvement Funds			\$144,000
Requested Additional Funds through Borrowing			\$2,500,000
Requested Additional Funds through Borrowing			\$1,500,000
			<b>\$5,144,000</b>

## Price County Highway Department

### Capital Improvement Plan Paving and Maintenance 2026

County Highway D	Pave with 3.5" of Hot Mix Asphalt from Railroad Tracks to Dover Rd	Miles 10	\$3,178,000
County Highway H	Pave with 3.5" of Hot Mix Asphalt from County Highway D to Sheep Ranch	Miles 4	\$840,000
		Miles 4	\$660,000
TBD	Chip Seal	Miles	\$180,000
TBD	Crack Seal		\$140,000
County Highway O & J	Prep for 2027 Paving		\$300,000
<b>Total</b>			<b>\$5,298,000</b>
Budgeted			\$1,000,000
County Highway Improvement Funds			\$88,000
Highway Safety Improvement Program Funds			\$850,000
Requested Additional Funds through Borrowing			\$2,700,000
Requested Additional Funds through Borrowing			\$660,000
			<b>\$5,298,000</b>

### Capital Improvement Plan Paving and Maintenance 2027

County Highway O	Pave with 3.5" of Hot Mix Asphalt from US Highway 8 to Gruhner Rd	Miles 4	\$962,000
TBD	Chip Seal	Miles	\$180,000
TBD	Crack Seal		\$140,000
County Highway N	Prep for 2028 Paving		\$324,000
County Highway A	Village of Prentice		\$2,900,000
County Highway J & N	Village of Kennan	Miles 5	\$1,582,000
County Highway N	Pave with 3.5" Hot Mix Asphalt from Buck Run Road to Pine Road	Miles 5	\$1,150,000
<b>Total</b>			<b>\$7,238,000</b>
Budgeted			\$1,000,000
Surface Transportation Program Funds			\$2,600,000
Requested Additional Funds through Borrowing			\$2,500,000
Requested Additional Funds through Borrowing			\$1,150,000
			<b>\$7,250,000</b>

**Price County Highway Department**  
**Capital Improvement Plan Paving and Maintenance**  
**2028**

County Highway J	Pave with 3.5" of Hot Mix Asphalt	Miles 10	\$2,500,000
TBD	Chip Seal	Miles	\$250,000
TBD	Crack Seal		\$160,000
<b>County Highway D</b>	<b>Pave wiith 3.5" Hot Mix Asphalt from Pine Road to Taylor Co. Line</b>	<b>Miles 5</b>	<b>\$1,150,000</b>
		Total	<u>\$4,060,000</u>
		Budgeted	\$1,000,000
		Other Funding	
		Requested Additional Funds through Borrowing	\$2,500,000
		<b>Requested Additional Funds through Borrowing</b>	<b>\$1,150,000</b>
			<u>\$4,650,000</u>

**Price County Highway Department  
2025 - 2029 Equipment Improvement Program**

**2024 New Equipment**

1.	One (1) Tri Axel Chassis	145,000
2.	One (1) Dump Body with Hydraulics One (1) Winter Maintenance Package	165,000
3.	One (1) Half Ton Supervisor Pick-up	45,000
4.	Discbine Grass Mower	14,500
5.	75HP Tractor	60,000
6.	One (1) Grader Front Mount Retriever	25,000
		<u>454,500</u>
7.	One (1) Tri Axel w/Winter Package	<u>315,000</u>

**2025 New Equipment**

1.	One (1) Half Ton Supervisor Pick-up	60,000
2.	One (1) Half Ton Crew Cab Pick-up	48,000
3.	One (1) Tri Axel Chassis	147,000
4.	One (1) Dump Body with Hydraulics One (1) Winter Maintenance Package	167,000
5.	Hot Patch Trailer	75,000
6.	Portable Stop Lights	60,000
		<u>557,000</u>
7.	One (1) Tri Axel w/Winter Package	315,000

**2026 New Equipment**

1.	One (1) Half Ton Supervisor Pick-up	60,000
2.	One (1) Half Ton Crew Cab Pick-up	50,000
3.	One (1) Tri Axel Chassis	150,000
4.	One (1) Dump Body with Hydraulics One (1) Winter Maintenance Package	170,000
5.	Two (2) Discbine Grass Mowers	30,000
6.	Two (2) Tractor Mounted Brooms	30,000
		<u>490,000</u>
7.	One (1) Tri Axel w/Winter Package	320,000

**2027 New Equipment**

1.	One (1) 20-Ton Trailer	65,000
2.	One (1) Crew Cab with Dump Box	80,000
3.	One (1) Tri Axel Chassis	155,000
4.	One (1) Dump Body with Hydraulics One (1) Winter Maintenance Package	175,000
5.	One (1) Small Asphalt Roller	30,000
		<u><b>505,000</b></u>
6.	Yellow Iron Loader	280,000

**2028 New Equipment**

1.	One (1) Tri Axel Chassis	155,000
2.	One (1) Dump Body with Hydraulics One (1) Winter Maintenance Package	175,000
3.	One (1) FL80 with Dump Box	110,000
4.	One (1) 1-Ton Crew Cap Pickup	65,000
		<u><b>505,000</b></u>
5.	Yellow Iron Motor Grader	450,000

**2029 New Equipment**

1.	One (1) Tri Axel Chassis	150,000
2.	One (1) Dump Body with Hydraulics One (1) Winter Maintenance Package	168,000
3.	One (1) Half Ton Supervisor Pick-up w/trade	50,000
4.	Track Skid Steer	75,000
		<u><b>443,000</b></u>
6.	One (1) Yellow Iron 125HP Tractor w/25' Boom Mower	210,000

**Price County Highway Department  
2025 - 2027 Facilities Improvement Program**

<b>2024 Allocations</b>			
<b>704 N Lake Ave - Highway Department Facilities</b>			
	Sidewalk Replacement (During STH 13 Paving Project)	24,000	
	Seal Parking Lot & Paint Lines	25,000	
		<u>49,000</u>	
	Total		49,000
<b>N9405 Old 13 Rd - Salt Shed Property</b>			
	Paving Storage Area	60,000	
	Metal Storage Building	70,000	
		<u>130,000</u>	
	Total		130,000
	Total Cost		<u><u>179,000</u></u>

**2025 Allocations**

<b>704 N Lake Ave - Highway Department Facilities</b>			
	Shop Overhead Doors	50,000	
	Roof Replacement on Old Building	75,000	
		<u>125,000</u>	
	Total		125,000
<b>N9405 Old 13 Rd - Salt Shed Property</b>			
	Prep Area for Sand Shed	60,000	
	Overhead Door Replacement	15,000	
		<u>75,000</u>	
	Total		75,000
	Total Cost		<u><u>200,000</u></u>

**2026 Allocations**

<b>704 N Lake Ave - Highway Department Facilities</b>			
	Gate Replacement	25,000	
	Floor & Storm Drain Repair	45,000	
	Repair Tin Shop Facility	25,000	
		<u>95,000</u>	
	Total		95,000
<b>N9405 Old 13 Rd - Salt Shed Property</b>			
	Emulsion Tank Storage Building	30,000	
	Select Fence Replacement	20,000	
	Pave Entrance Road Off Old 13 Rd	30,000	
		<u>80,000</u>	
	Total		80,000
	Total Cost		<u><u>175,000</u></u>

**2027 Allocations**

	<b>1st Portion of Sand Shed</b>	<u><u>250,000</u></u>
--	---------------------------------	-----------------------

<b>2028 Allocations</b>		
	2nd Portion of Sand Shed	<u><u>250,000</u></u>

## 2023 Library Services Levy

<u>OUT OF COUNTY LIBRARIES</u>	<u>2023 Levy</u>	<u>2022 Levy</u>
City of Ladysmith - Rusk County Community Library	\$ 627	\$ 643
Colfax Public Library	\$ 24	\$ -
Frances L Simek Memorial Library Medford	\$ 1,574	\$ 1,580
Hawkins Area Library	\$ 9,850	\$ 10,905
LE Phillips Library Eau Claire	\$ 842	\$ 839
Minoqua Public Library	\$ 615	\$ 624
Rhineland District Library	\$ -	\$ -
Rib Lake Public Library	\$ 6,936	\$ 6,417
TB Scott Free Library Merrill	\$ 331	\$ 271
Tomahawk Public Library	\$ 2,156	\$ 2,550
Vaughn Public Library Ashland	\$ 437	\$ 738
Westboro Public Library	\$ 128	\$ -

### PRICE COUNTY LIBRARY SERVICE

OGEMA PUBLIC LIBRARY	\$ 16,463	\$ 14,664
PARK FALLS PUBLIC LIBRARY	\$ 73,970	\$ 90,646
PHILLIPS PUBLIC LIBRARY	\$ 143,746	\$ 154,329

<b>TOTALS FOR LIBRARY REIMBURSEMENT</b>	<b>257,701</b>	<b>284,207</b>
---	----------------	----------------

Difference \$ (26,506)



Tony Evers  
Governor

Peter W. Barca  
Secretary of Revenue

FOR IMMEDIATE RELEASE

August 15, 2023

CONTACT: Patty Mayers, Communications Director  
608.266.2300 or [DORCommunications@wisconsin.gov](mailto:DORCommunications@wisconsin.gov)

## Equalized Values Report Shows Strong Increase

### Wisconsin's Real Estate Market Grew by 13%

The Wisconsin Department of Revenue (DOR) released its annual Equalized Values Report. The report shows Wisconsin's total statewide equalized property value as of January 1, 2023, was \$842 billion, a 13% increase over the prior year. This is the second consecutive year showing a double-digit statewide increase. Growth occurred in all property classes and was led by residential and manufacturing property. Equalized values are based on data from January 1, 2022, to December 31, 2022.

Report highlights:

- Change in equalized value = \$98 billion, a 13% increase from 2022
  - \$83.1 billion due to market value increases (11%)
  - \$13.1 billion due to new construction (2%)
- Menominee and Taylor Counties saw the largest increase at 25% and 24%, respectively

2023 Equalized Value Changes by Property Class			
Classification	Total 2023 Equalized Value	Total Value Change	Percent Change
Residential	\$613,887,918,700	\$75,685,656,200	14%
Commercial	\$163,744,112,500	\$16,423,251,600	11%
Manufacturing	\$19,994,966,700	\$2,139,925,600	12%
Agricultural*	\$2,801,541,200	\$268,763,400	11%
Undeveloped	\$2,388,212,400	\$131,318,300	6%
Ag Forest	\$4,016,214,600	\$337,264,100	9%
Forest	\$9,028,928,700	\$662,539,300	8%
Other	\$15,869,282,200	\$1,728,683,200	12%
Total Real Estate	\$831,731,177,000	\$97,377,401,700	13%
Total Personal Property	\$10,922,476,000	\$699,495,900	7%
Total Equalized Value	\$842,653,653,000	\$98,076,897,600	13%

\* Agricultural land value changes do not represent changes in market value; agricultural land values are based on the income that could be generated from its rental for agricultural use

**Appendix G**

Date: 08/09/2023  
Page 125 of 197

Report Used for Apportionment of County Levy

**PRICE County**

2023 County Apportionment

<b>District</b>	<b>Equalized Value Reduced by TID Value Increment</b>	<b>% to Total</b>
Catawba	37,375,100	.017907824
Eisenstein	101,912,500	.048830132
Elk	247,470,800	.118572618
Emery	50,204,600	.024054922
Fifield	240,975,800	.115460618
Flambeau	107,126,400	.051328309
Georgetown	25,116,700	.012034361
Hackett	37,763,600	.018093969
Harmony	34,869,200	.016707152
Hill	58,114,200	.027844711
Kennan	42,882,200	.020546484
Knox	49,771,700	.023847503
Lake	215,240,000	.103129623
Ogema	94,166,700	.045118827
Prentice	73,068,400	.035009833
Spirit	68,889,300	.033007469
Worcester	274,834,400	.131683553
<b>Town Total</b>	<b>1,759,781,600</b>	<b>.843177906</b>
Catawba	9,079,500	.004350332
Kennan	9,953,000	.004768859
Prentice	45,110,500	.021614146
<b>Village Total</b>	<b>64,143,000</b>	<b>.030733337</b>
Park Falls	158,231,500	.075814695
Phillips	104,926,100	.050274062
<b>City Total</b>	<b>263,157,600</b>	<b>.126088757</b>

**PRICE County**  
2023 County Apportionment

<b>District</b>	<b>Equalized Value Reduced by TID Value Increment</b>	<b>% to Total</b>
<b>County Total</b>	2,087,082,200	1.000000000

<b>District</b>	<b>TID Value Increments</b>			<b>Current Value</b>	<b>Increment</b>
	<b>TID #</b>	<b>YEAR</b>	<b>Base Value</b>		
V . Prentice	003	2011	62,000	143,000	81,000
C . Park Falls	003	1994	1,351,800	7,908,000	6,556,200
C . Park Falls	005	2019	14,774,000	27,461,000	12,687,000
C . Phillips	003	1995	2,177,100	5,003,000	2,825,900
C . Phillips	004	1995	753,500	16,576,500	15,823,000

# EQUALIZED VALUE - PROPERTY TAX LEVY - MILL RATE

## Equalized Valuation

2018 budget	\$1,348,631,550	Decrease of \$14,175,400 or -1.04%
2019 budget	\$1,382,036,300	Increase of \$33,404,750 or 2.48%
2020 budget	\$1,419,101,500	Increase of \$37,065,200 or 2.68%
2021 budget	\$1,460,497,400	Increase of \$41,395,900 or 2.92%
2022 budget	\$1,481,610,700	Increase of \$21,113,300 or 1.45%
2023 budget	\$1,760,608,000	Increase of \$278,997,300 or 18.83%
2024 budget	\$2,087,082,200	Increase of \$326,474,200 or 18.54%

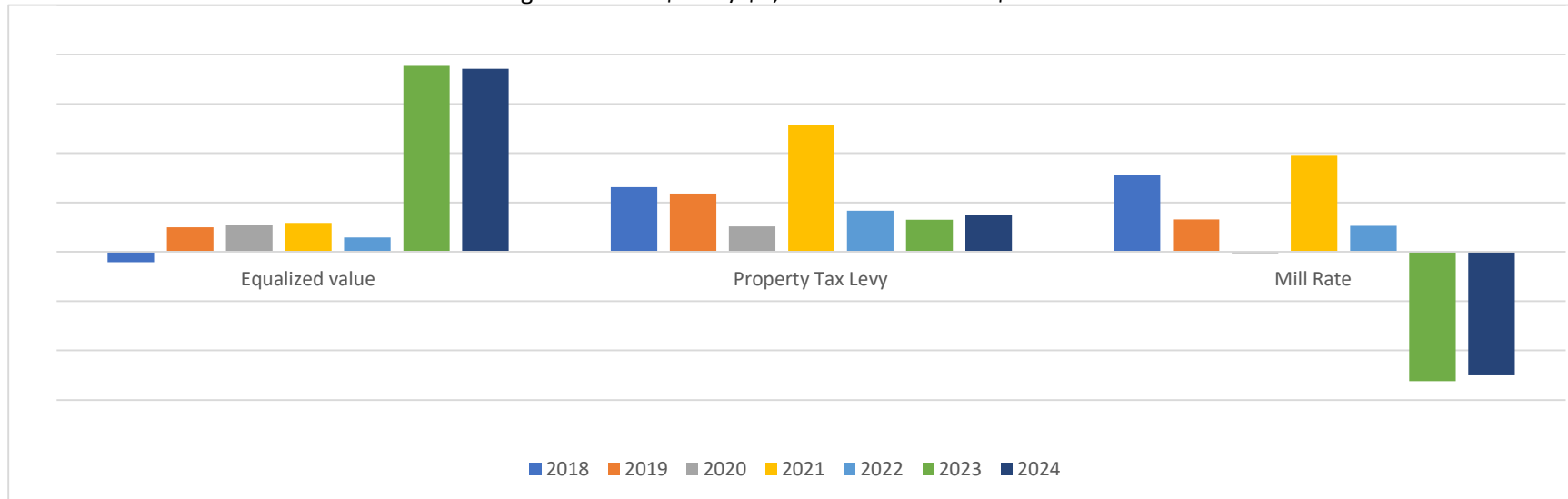
## Property Tax Levy

2018 budget	\$8,601,744	Increase of \$528,607 or 6.55%
2019 budget	\$9,107,893	Increase of \$506,149 or 5.88%
2020 budget	\$9,343,479	Increase of \$235,586 or 2.59%
2021 budget	\$10,541,892	Increase of \$1,198,413 or 12.83%
2022 budget	\$10,980,439	Increase of \$438,547 or 4.16%
2023 budget	\$11,340,117	Increase of \$359,678 or 3.28%
2024 budget	\$11,755,027	Increase of \$414,682 or 3.66%

(note: highway construction debt)

## Mill Rate

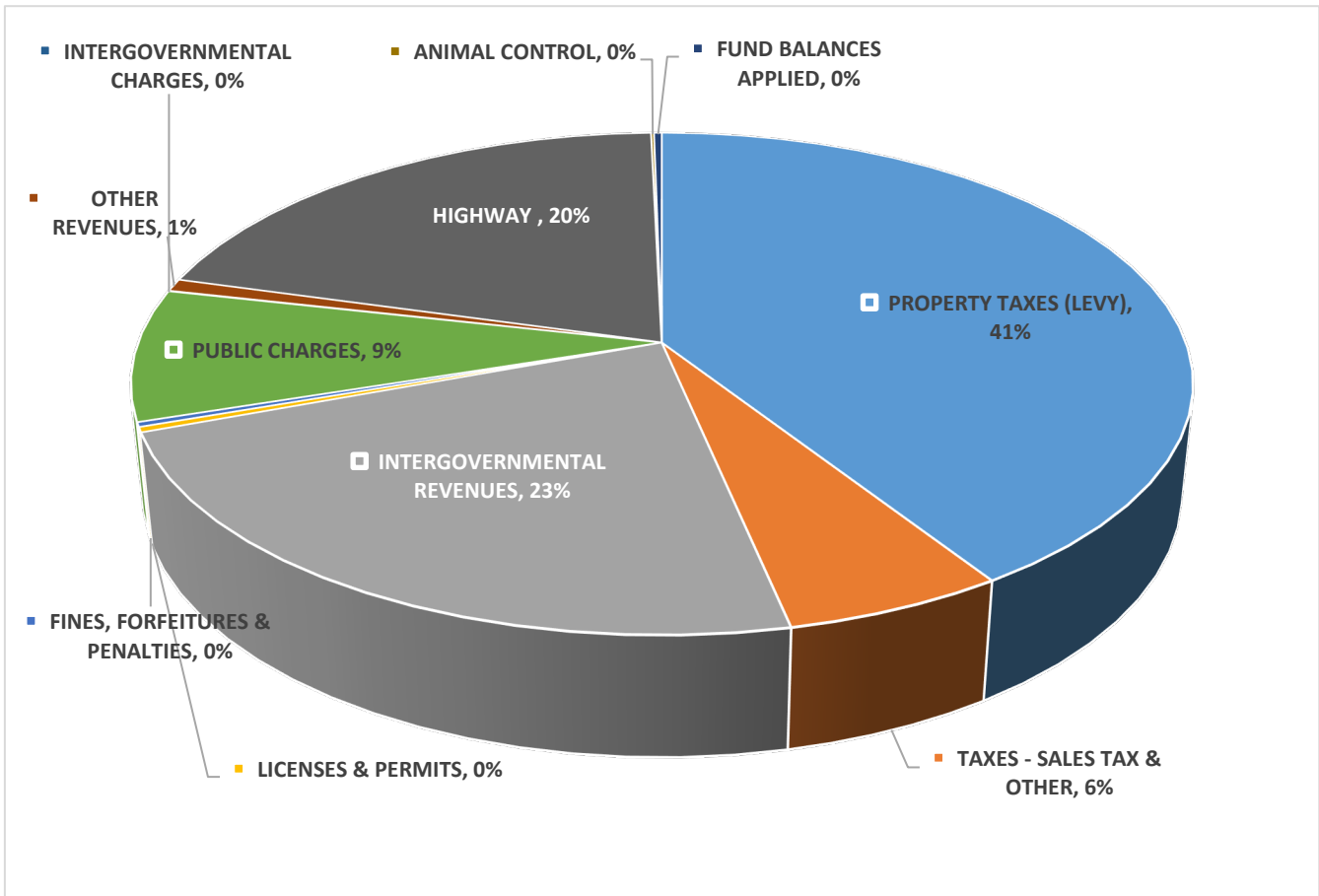
2018 budget	\$6.38 / \$1,000	Increase of \$0.46 or 7.77%
2019 budget	\$6.59 / \$1,000	Increase of \$0.21 or 3.29%
2020 budget	\$6.58 / \$1,000	Decrease of \$0.01 or -0.15%
2021 budget	\$7.22 / \$1,000	Increase of \$0.64 or 9.73%
2022 budget	\$7.41 / \$1,000	Increase of \$0.19 or 2.63%
2023 budget	\$6.44 / \$1,000	Decrease of \$0.97 or -13.09%
2024 budget	\$5.64 / \$1,000	Decrease of \$0.80 or -12.49%



## 2024 REVENUES

\*\*\*\*\*

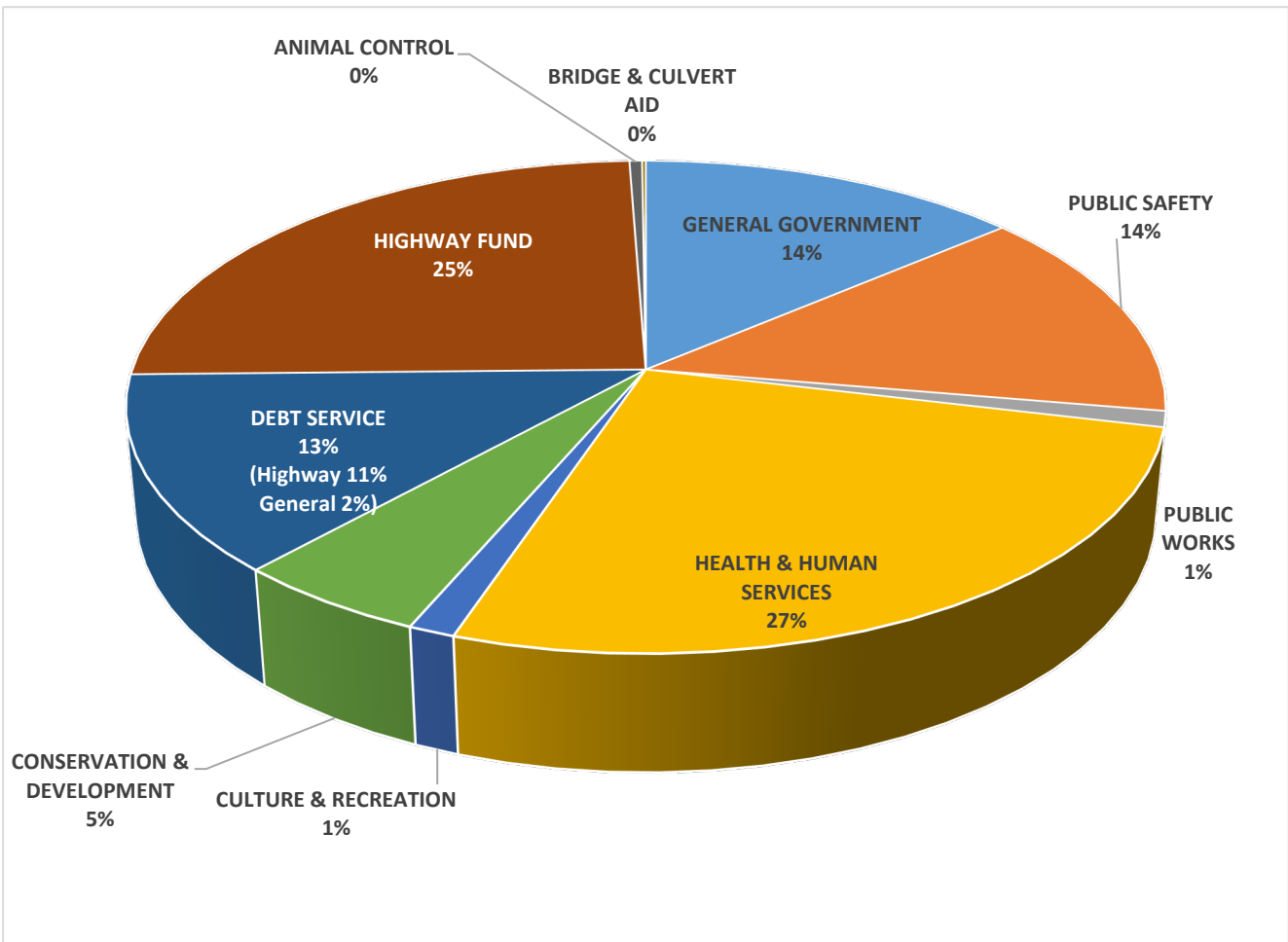
REVENUE SOURCE	AMOUNT
PROPERTY TAXES (LEVY)	\$11,761,701
TAXES - SALES TAX & OTHER	\$1,674,000
INTERGOVERNMENTAL REVENUES	\$6,526,912
LICENSES & PERMITS	\$96,200
FINES, FORFEITURES & PENALTIES	\$86,150
PUBLIC CHARGES	\$2,448,700
INTERGOVERNMENTAL CHARGES	\$10,100
OTHER REVENUES	\$230,825
HIGHWAY	\$5,838,934
ANIMAL CONTROL	\$30,000
FUND BALANCES APPLIED	\$80,000
<b>TOTAL REVENUES</b>	<b>\$28,783,522</b>



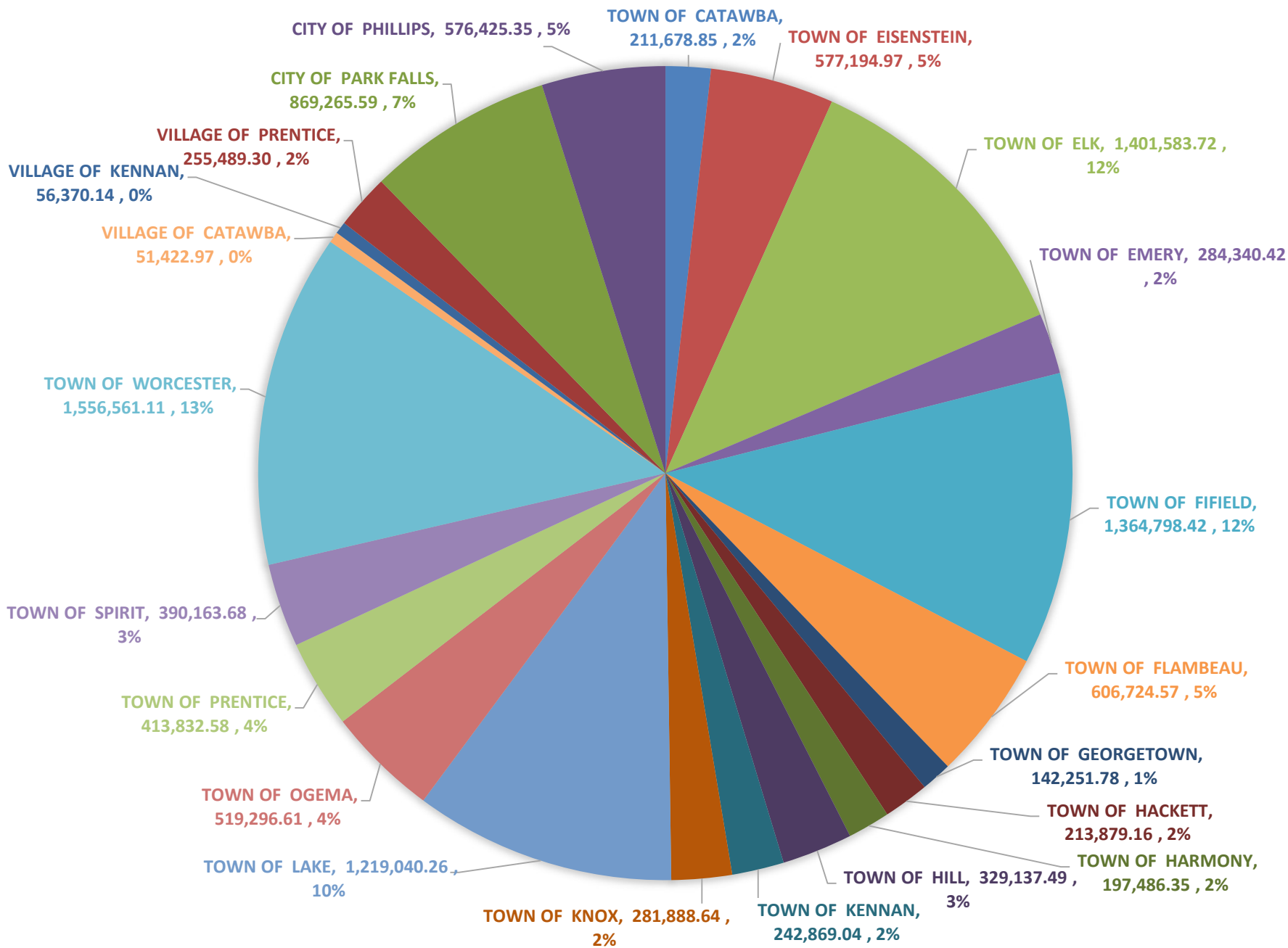
## 2024 EXPENDITURES

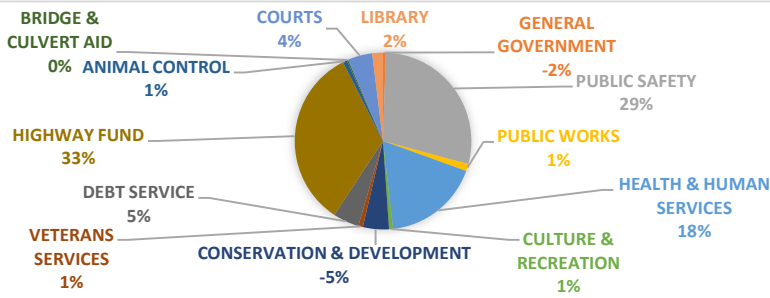
\*\*\*\*\*

GOVERNMENTAL TYPE	AMOUNT
GENERAL GOVERNMENT	\$3,974,905
PUBLIC SAFETY	\$3,998,952
PUBLIC WORKS	\$299,945
HEALTH & HUMAN SERVICES	\$7,614,118
CULTURE & RECREATION	\$364,794
CONSERVATION & DEVELOPMENT	\$1,525,808
DEBT SERVICE	\$3,719,641
HIGHWAY FUND	\$7,116,589
ANIMAL CONTROL	\$130,430
BRIDGE & CULVERT AID	\$38,340
<b>TOTAL EXPENDITURES</b>	<b>\$28,783,522</b>



APPORTIONMENT OF COUNTY TAXES - 2023





# Where Does Your Money Go?

## Price County Proposed Levy 2023 Taxes

### Public Safety \$ 15.07

Sheriff Dept 12 Deputies  
 3 Investigators  
 County Jail  
 Emergency Management  
 2 K-9 Units  
 Humane Officer  
 \$3,771,302

### Transportation \$ 17.45

221 Miles County Roads  
 345 Lane Miles of State Roads  
**Includes Hwy portion of debt service**  
 \$4,367,296

### Airport \$ 0.70

Corporate Airport  
 2 runways  
 Attended Year Round 6 days/wk  
 \$174,545

### Culture & Recreation

**\$ 0.42**

County Tourism  
 Price County Fair Association  
 UW-Extension  
 \$104,494

### Animal Control

**\$ 0.40**

\$100,430

### Bridge & Culvert Aid

**\$ 0.15**

\$38,340

### Library

**\$ 1.03**

\$ 257,700

### Veterans Services

**\$ 0.41**

Assisting in Federal & State  
 Benefits for Veterans  
 \$102,815



### Court System \$ 2.36

DA Office  
 Probate  
 Clerk of Courts  
 \$589,373

**\$100,000 Home Value**  
**Will pay \$47.00 per month, or**  
**\$564 per year for county taxes.**

### Health & Human Services

**\$9.26**

Heating Assistance  
 BART Bus  
 Children & Youth  
 Senior Services  
 Public Health  
 Behavioral Health  
 Senior Meals  
 WIC  
 \$2,317,630

### Conservation & Development

**\$ (2.50)**

Building Permits  
 Sanitary Permits  
 County Forest  
 4 County Parks  
 3 Campgrounds  
 7 Dams  
 Wetland Restoration  
 Farmland Preservation  
 -\$625,755

### Capital Debt Service

**\$ 2.52**

Building Remodel & Repairs  
 Purchase of Vehicles  
 \$630,000

### General Government

**\$ (0.27)**

Register of Deeds  
 Coroner  
 Elections

Legal Services  
 Boards & Commissions  
 Information Technology

Buildings & Grounds  
 Administrative Services  
 Finance & Planning

Website  
 Surveyor  
 Child Support

-\$66,469